

















Lavabo freestanding in ceramica con scarico a terra senza troppo pieno. Piletta esclusa.








Freestanding ceramic washbasin with floor drainage without overflow. Drain not included.

COLORI OPACI MATT COLORS

 Bianco matt [01]	 Nero matt [03]	 Nuola matt [06]	 Zolfo matt [04]
 Ambram matt [14]	 Velatom matt [09]	 Dunem matt [15]	 Basentom matt [08]
 Lavam matt [17]	 Tempestan matt [07]	 Tornadam matt [19]	 Oceanom matt [10]
 Bianco Assoluto [11]	 Nero Assoluto [12]	 Lagunam matt [05]	

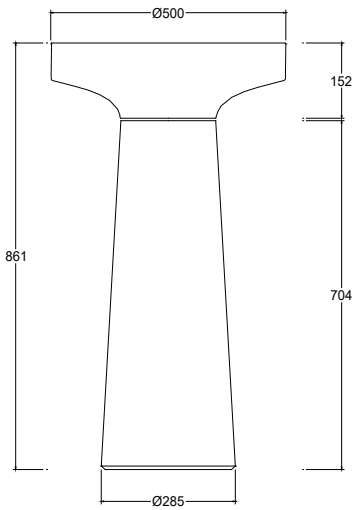
COLORI LUCIDI GLOSSY COLORS

 Bianco glossy [00]	 Nero glossy [02]	 Nuola glossy [20]	 Napoli glossy [21]
 Zolfo glossy [22]	 Ambram glossy [23]	 Velatom glossy [24]	 Dunem glossy [25]
 Basentom glossy [27]	 Tornadam glossy [28]	 Oceanom glossy [29]	 Laguna glossy [30]
 Regale glossy [31]			

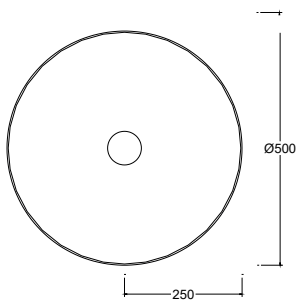
Installazione <i>Installation</i>		Scarico a terra <i>Floor drainage</i>	Dimensioni <i>Dimension</i>		50 x 50 x 86h cm
Troppo pieno <i>Overflow</i>		Senza troppo pieno <i>Without overflow</i>	Peso <i>Weight</i>		27,90 kg
Piletta <i>Drain</i>		Scarico libero ø 7,2 cm <i>Free flow ø 7,2 cm</i>	Capienza vasca <i>Tank capacity</i>		9,00 Lt
			Pallet		100 x 120 x h160 4 pz. 100 x 120 x h220 6 pz.

CE EN 14688CL00

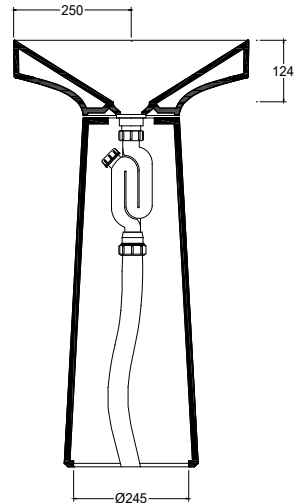
Viasta posteriore
Back view



Viasta superiore
Top view



Sezione A-A
Section A-A



■ Dima di taglio

NB le misure indicate possono subire una variazione dello 0,8 % circa, dovuta ad un'usura degli stampi o a piccole variazioni delle caratteristiche tecniche relative alle materie prime che compongono l'impasto. NB dimensions shown are subject to a variation of about 0,8 % due to wear of molds or because of small changes in the technical specification of the raw materials of the dough.

ATTENZIONE quote di installazione si riferiscono ad un impianto standard, sono generiche ed indicative. Si consiglia di adattare le quote in base alle esigenze del cliente. ATTENTION installation sheets refer to a standard system, they are generic and indicative. We recommend adapting the dimensions according to customer needs.